

K. Kaufman M. Kaufman

# Happy English.ru

## WORKBOOK 2



## List of irregular verbs

I форма		II форма	III форма
be	быть, находиться, являться	was, were	been
beat	бить, ударять	beat	beaten
become	становиться	became	become
begin	начинать(ся)	began	begun
bite	кусать(ся)	bit	bitten
blow	дуть	blew	blown
break	ломать, нарушать	broke	broken
bring	приносить, приводить	brought	brought
build	строить	built	built
buy	покупать	bought	bought
catch	поймать	caught	caught
choose	выбирать	chose	chosen
come	приходить, приезжать	came	come
cost	стоять	cost	cost
cut	резать	cut	cut
dig	копать	dug	dug
do	делать	did	done
draw	рисовать	drew	drawn
drink	пить	drank	drunk
drive	водить машину	drove	driven
eat	кушать	ate	aten
fall	падать	fell	fallen
feel	чувствовать	felt	felt
fight	бороться, сражаться	fought	fought
find	находить	found	found
fly	летать	flew	flown
forget	забывать	forgot	forgotten
forgive	прощать	forgave	forgiven
freeze	замерзать	froze	frozen
get	получать	got	got
give	давать	gave	given
go	ходить, ехать	went	gone
grow	расти, выращивать	grew	grown
hang	вешать	hung	hung
have	иметь	had	had
hear	слышать	heard	heard
hide	прятать	hid	hidden
hit	ударять	hit	hit
hold	держат	held	held
keep	держат, хранить	kept	kept

К. И. Кауфман, М. Ю. Кауфман

# АНГЛИЙСКИЙ ЯЗЫК

---

Счастливый английский.ру /  
Happy English.ru

---

## Рабочая тетрадь № 2

с раздаточным материалом  
к учебнику для 7 класса  
общеобразовательных учреждений

ИЗДАТЕЛЬСТВО  
Т И Т У Л  
Т И Т У Л  
P U B L I S H E R S

2011

**УМК "Счастливый английский.ру" / "Happy English.ru"  
для 7-го класса включает следующие компоненты:**

- учебник
- книгу для учителя
- рабочие тетради № 1, 2 с раздаточным материалом
- аудиоприложение (аудиокассеты, CD MP3)
- учебное пособие "Мистер Хэлп идет на помощь"

По вопросам приобретения книг следует обращаться в издательство "Титул":  
249035, г. Обнинск Калужской обл., а/я 5055, тел.: (48439) 9-10-09,  
факс: (48439) 9-10-00, e-mail: pochta@titul.ru (книга почтой),  
umk@titul.ru (оптовые покупатели).  
Информация об УМК находится на сайте [www.englishteachers.ru](http://www.englishteachers.ru)

**К. И. Кауфман, М. Ю. Кауфман**

К30 Английский язык: Рабочая тетрадь № 2 с раздаточным материалом к учебнику  
Счастливый английский.ру / Happy English.ru для 7 кл. общеобраз. учрежд. — Обнинск:  
Титул, 2011. — 80 с.: ил.

ISBN 978-5-86866-444-1

Рабочие тетради № 1, 2 входят в состав УМК "Счастливый английский.ру" для 7-го класса.  
Предназначены для выполнения письменных заданий в классе и дома. В них помещены конт-  
рольные задания разделов учебника. Каждая рабочая тетрадь также включает в себя раздаточ-  
ный материал, необходимый для работы на уроке (раздел *Cut Out*).

В рабочей тетради № 1 помещен мини-словарь, включающий лексику, которая содержится  
в учебниках для 5-го и 6-го классов.

ББК 81.2Англ-922

Учебное издание

Кауфман Клара Исааковна  
Кауфман Марианна Юрьевна

**АНГЛИЙСКИЙ ЯЗЫК**

**Счастливый английский.ру / Happy English.ru**

**Рабочая тетрадь № 2**

с раздаточным материалом к учебнику  
для 7 класса общеобразовательных учреждений

Замдиректора по подготовке изданий С. В. Ширина

Консультант Пико Кэсиди

Корректоры Г. А. Киселева, Г. П. Мартыненко

Иллюстрации Т. С. Богомяких, Д. В. Жеребцова, А. В. Савельевой,

Е. В. Сергеевой, И. С. Слюнковой, И. Ю. Таубе

Дизайн макета, верстка В. Киш

Художественный редактор Е. А. Валяева

Цифровая обработка изображений Л. Н. Новоселова

Лицензия ИД № 00416 от 10.11.99.

Санитарно-эпидемиологическое заключение о соответствии санитарным правилам РФ

№ 77.99.60.953.Д.001105.01.10 от 26.01.2010.

Подписано в печать 06.08.2010. Формат 60×84/8.

Гарнитура "ITC Charter". Печать офсетная. Бумага офсетная.

Усл. печ. л. 9,3. Усл. кр.-отт. 10,27. Тир. 25 000 экз. Зак. № 3654.

Издательство "Титул". 249035, г. Обнинск, Калужская обл., а/я 5055.

Тел. (48439) 9-10-09. E-mail: pochta@titul.ru (книга почтой), umk@titul.ru (оптовые покупатели).

Отпечатано в полном соответствии с качеством предоставленных

издательством материалов в ОАО «Тверской ордена Трудового Красного

Знамени полиграфкомбинат детской литературы им. 50-летия СССР».

170040, г. Тверь, проспект 50 лет Октября, 46.



© К. И. Кауфман, М. Ю. Кауфман, 2004

© Издательство "Титул", дизайн, воспроизведение, распространение, 2004

© К. И. Кауфман, М. Ю. Кауфман, 2008, с изменениями

© Издательство "Титул", дизайн, воспроизведение, распространение, 2008,  
с изменениями



# 6



## Lessons 1, 2

## English schools



- Буквосочетание **th** передает звук [θ] в начале и в конце знаменательных слов — *thin* [θɪn], *month* [mʌnθ].
- Буквосочетание **th** передает звук [ð] в начале служебных слов — *the* [ðə], *than* [ðæn], местоимений — *that* [ðæt] и между гласными — *bathe* [beɪð].
- Буквосочетание **al** + согласная передает звук [ɔ:] — *talk* [tɔ:k].
- Буквосочетание **au** передает звук [ɔ:] — *autumn* [ɔ:təm].
- Буквосочетание **aw** передает звук [ɔ:] — *saw* [sɔ:].
- Буквосочетание **our** передает звук [ɔ:] — *four* [fɔ:].

### 1 Read the words.

All, author, salt, walk, tall, paw, court, breathe, seventh, call, chalk, raw, wall, August, fourteen.

### 2 Match the words with the explanations.

- |                     |   |
|---------------------|---|
| 1. All-girls school | a) a school which is for the rich and the clever. |
| 2. Public school    | b) something you get if you are very clever.      |
| 3. Scholarship      | c) the most famous public school.                 |
| 4. Eton             | d) boys cannot study in this school.              |
| 5. Boarding school  | e) the school where you learn and live.           |

### 3 Answer the questions about your school.

1. Do you go to a public or a state school? — \_\_\_\_\_
2. Do boys and girls study together? — \_\_\_\_\_
3. Do you go home or stay at school after classes? — \_\_\_\_\_
4. How many classes a day do you have? — \_\_\_\_\_
5. Do you have to wear a uniform? — \_\_\_\_\_
6. What foreign languages are you learning? — \_\_\_\_\_
7. What's your favourite subject? — \_\_\_\_\_
8. How many floors are there in your school? — \_\_\_\_\_

## Homework

**A** Fill in the table. Use information from the text of Ex. 6. Explain your answers.

It surprised me.	It was very new for me.	I knew it.	I think it is a very good idea.	I don't think it is a very good idea.

**B** What do you want to know about English schools? Write as many questions as you can. Use the ideas: clothes, teachers, subjects, the length (продолжительность) of the lessons, classroom problems.

---

---

---

---

---

---

---

---

---

---

## Lesson 3

### Misha's first days at school

**1** Read the words.

Think, them, thatcher, that, theatre, theft, theme, theory, there, thief, thing, then, fifth, throat, those, threat, thrill, throw, thumb, Thursday.

**2** Find ten names of school subjects.

R	B	F	N	M	E	L	D	Y	B	A	P	S	T	E	N	M
E	L	R	S	E	R	I	H	I	S	T	O	R	Y	N	O	R
F	O	E	I	G	M	P	H	Y	S	I	C	S	I	G	E	B
L	K	N	N	E	A	O	I	S	K	S	R	A	M	L	T	I
I	A	C	L	R	T	I	D	M	R	N	E	K	O	I	L	O
N	R	H	G	M	H	E	S	E	A	O	A	L	M	S	O	L
T	N	O	I	A	S	O	N	R	M	K	T	I	P	H	K	O
K	E	N	M	N	O	L	I	T	E	R	A	T	U	R	E	G
G	T	L	I	M	U	S	I	C	H	E	M	I	S	T	R	Y



Fill in the table with the sentences about your school.

<b>Rob's school</b>	<b>Your school</b>
The school is in a beautiful old castle.	
Lessons don't start very early.	
The first lesson is at 9.25.	
A lesson is 35 minutes.	
The teachers are kind and the classmates are friendly.	
Pupils can choose their subjects.	
Children wear a cool uniform.	

## Homework





Look at the facts from Ex. 10 and write: What did you like / not like about Misha's new school? Write as much as you can. Be ready to discuss these facts in the class.

**Model:** The school is a castle.

1. It's cool. I want to study at the castle. Castles are interesting.
2. I don't want to study at the castle. Castles can be very cold and not very cosy. And they are creepy!

[illegible]

**B** Look at the pictures and fill in the gaps with *other*, *another*, *the other*.



1. This pen doesn't write. I need \_\_\_\_\_ one.
2. This book is boring. Do you have any \_\_\_\_\_ ?
3. Five pupils are here. Where are \_\_\_\_\_ pupils?
4. I have two best friends. One is a boy \_\_\_\_\_ friend is a girl.

## Lesson 4

## Is life at school easy?



**ou + n, t = [aʊ] — count [kaʊnt], shout [ʃaʊt], scout [skaʊt]**

**ow в конце слова и перед n = [aʊ] — how [haʊ], town [taʊn], now [naʊ]**

**oi, oy = [ɔɪ] — toy [tɔɪ], boil [bɔɪl], point [pɔɪnt]**

**ere, eer, ear = [ɪə] — bear [bɪə], here [hɪə], near [nɪə], deer [dɪə]**

**ng = [ŋ] — long [lɒŋ]**

**qu = [kw] — question ['kwɛstʃn]**

**kn = [n] — know [nəʊ]**

**our, ower = [aʊə] — sour [saʊə], tower [taʊə]**

**гласная + s + -ion, -ure = [ʒ] — decision [dɪ'sɪʒn], measure ['meʒə], revision [rɪ'vɪʒn]**





## Lesson 5

## You should find friends



ea + d = [e] — head [hed]

u + ll, sh = [ʊ] — bull [bʊl], push [pʊʃ]


ph = [f] — phone [fəʊn]

a + ss, st, sk, sp, th, ft = [ɑ:] — class, fast, ask, grasp, path, after

### 1 Read the words.

Grass, after, dead, phrase, glass, craft, full, philosophy, last, bath, bush, past, rather, task, ready, mask, bread, pull, phase, physics, pass, master, draft.

### 2 Look at the picture. Write what people and animals in the picture should or shouldn't do. Use the verbs in brackets.




---

---

---

---

---

---

---

---

---

---

## Homework

- A** Read the list of the rules at St David's School. Rewrite them. Use *must* / *mustn't* (должны / не должны) or *should* / *shouldn't* (следует / не следует).

- ☹ Be polite.
- ☹ Say hello when you see a teacher.
- ☹ Come to school on time.
- ☹ Stand up when a teacher comes into the class.
- ☹ Wear your school uniform.
- ☹ Don't eat or drink in the classroom.
- ☹ Don't run in the corridors.
- ☹ Don't bring mobile phones to class.
- ☹ Don't talk to people in lessons.

- B** Look at the people's problems and try to give some advice.  
Start with: *You should...* or *You shouldn't...*

1. The room is dirty.
2. I have a headache.
3. My car won't start.
4. I like this music.
5. My best friend has a problem.



- 1 Students in St David's School have a funny version of the poem about manners. Find all the mistakes and correct the poem.

## Manners, Manners...

The knife goes on the left, \_\_\_\_\_  
 The fork goes on the right, \_\_\_\_\_  
 And never, ever try to sleep \_\_\_\_\_  
 Without your spoon and knife. \_\_\_\_\_

Fingers are for soup, \_\_\_\_\_  
 Knives for cakes and stew. \_\_\_\_\_  
 But never, ever try to hide \_\_\_\_\_  
 More food than you can chew. \_\_\_\_\_

*Refrain:*

Manners, (manners) \_\_\_\_\_  
 They are all that matters. \_\_\_\_\_  
 Jump as high as you could \_\_\_\_\_  
 Elbows close to your sides. \_\_\_\_\_  
 Manners, (manners) \_\_\_\_\_  
 They are all that matters. \_\_\_\_\_  
 Always play with your food, \_\_\_\_\_  
 And you will be all right. \_\_\_\_\_

If something is too far, \_\_\_\_\_  
 You throw it to your mates. \_\_\_\_\_  
 But never, ever try to throw \_\_\_\_\_  
 Your knife, your fork and plates. \_\_\_\_\_

To sing at table is polite, \_\_\_\_\_  
 To read and eat — is good. \_\_\_\_\_  
 But never, ever try to fight \_\_\_\_\_  
 When your mouth is full of food. \_\_\_\_\_

And if the food is good, \_\_\_\_\_  
 You give it to your mate. \_\_\_\_\_  
 But never, ever start \_\_\_\_\_  
 Without a napkin on your plate. \_\_\_\_\_

2 Answer the questions.

1. What should you have in your right hand if there is a fork in your left hand?
2. What should you put on your lap?
3. What should you never do when your mouth is full of food?
4. What should you eat your cake with?

---

---

---

3 What are the children in the pictures doing? Match the picture with the verb.

Drink, eat, bite, chew.



---

---

---

Homework

A Rewrite the poem. Use *should* or *shouldn't*.

Model: The fork should go on the left, the knife should go on the right.

---

---

---

---

---

---

---

---

B Get ready for a game.



# Lesson 7

## Manners, manners...

Play a game.



4

Is anything wrong in this picture?

5

What's wrong in this picture?

Got a detention

You got a detention. Miss a turn.

6

7

What's wrong in this picture?

9

Is anything wrong in this picture?

8

Is anything wrong in this picture?

## Homework

- A Rob found something very interesting. Read and give advice to Misha and Rob. Should they give the paper to Mrs Nasty or should they give it to Mark?

Rob: Misha! Look! When you left, Mrs Nasty dropped some paper.

Misha: It's a page of a very old book!

Rob: Yes, it's a story, but I can't read it. It's in a very old language!

Misha: Let's give it back to Mrs Nasty.

Rob: I'm sure, the page isn't hers. She doesn't know anything about languages.

Misha: It's all very fishy.

Rob: Let's give this page to Mark. I think he can translate it.

*Two days later*

Mark: I translated the page! I don't believe it!

Rob: What happened?

Mark: It's a story from the MacWizard family history book.

Misha: How did Mrs Nasty get it?

Mark: I don't know. But there is a story about a ring on this page.

Rob: It's one of the keys, isn't it?

Mark: Maybe.



## Lessons 8, 9

### We must leave our land

## Homework

- A Look at the map of England in the 7th century. Некоторые из этих названий вы можете найти и на современной карте Великобритании. Догадайтесь о происхождении географических названий. Сопоставьте названия на карте и их значения.

1. Sussex
2. Wessex
3. Essex
4. East Anglia

- a) East Saxons
- b) East Angles
- c) West Saxons
- d) South Saxons

Anglo-Saxon Kingdoms



- ▶ What will happen next? Try to predict. You can check your guesses in the end of the next unit.

- B Look at the map again. What do you think? Where will Artos and his tribe go?

- C Look at the pictures of the ring meeting. Only one picture is right. Which one? Explain your answer.



## Lesson 10

## Test yourself

- 1 Look at Rob's plan for Monday. He wrote it a long time ago, and now there are some changes. Listen and make the changes in the plan.



3 a.m. - get up  
7.30 - breakfast  
8 a.m. - go to my room and have a rest  
9.25-3 p.m. - lessons  
4 p.m. - try to play football with other boys from my class

- 2 Fill in the gaps with *other*, *the other*, *another*.


- I have two pens. This one is not very good. I think I should give you \_\_\_\_\_.
- These apples are very tasty. Can I have \_\_\_\_\_ one?
- I have two sandwiches. One is with ham. Please give me \_\_\_\_\_ one. I don't like ham.



4. Children's books are boring. You don't have to read them. There are \_\_\_\_\_ books in the bookcase.
5. Do you want to go camping with us? No, thank you I have \_\_\_\_\_ hobbies.

**3** Look at the children and give them advice about their table manners.

*Model: 1. You should use a knife.*




---

---

---

---

---

**4** Complete the sentences.

1. St David's is a \_\_\_\_\_ school.
2. In St David's everybody has to wear \_\_\_\_\_.
3. The pupils are \_\_\_\_\_ to the teachers.
4. Some boys \_\_\_\_\_ Robin.
5. The teachers are very \_\_\_\_\_.
6. If the teacher is not happy with you, you can get \_\_\_\_\_.

**5** What do you know about public schools in England? Write 4–6 sentences. Use the plan.

1. Who are these schools for?
2. What are the most famous schools and the most famous students?
3. How much do the students have to pay?
4. Does everybody have to pay a lot of money? Why not?

---

---

---

---

---



# 7



## Lesson 1

## In the country DoDidDone

- 1 Распределите глаголы в зависимости от чтения окончания **-ed**.

Cooked, greeted, liked, polluted, switched, dropped, asked, answered, wanted, picked, agreed, celebrated, organised, dialed, arrived, washed, packed, cleaned, decorated, walked, protected.

[d]	[t]	[ɪd]

- 2 Найдите I и III формы глаголов и выпишите получившиеся пары.

Fallen, go, put, built, taken, buy, drink, spoken, seen, fall, done, be, bought, cut, forget, gone, speak, build, drunk, do, been, see, forgotten, take, put, cut.

---

---

---

---

---

---

---

---

---

---



- 3 Complete the sentences with the Present Perfect form of the verbs in brackets.

- He \_\_\_\_\_ (not call) his friend.
- Misha \_\_\_\_\_ (write) a letter to his sister.
- The children \_\_\_\_\_ (clean) the forest.
- She \_\_\_\_\_ (not walk) the dog.
- They \_\_\_\_\_ (buy) a new computer.
- I \_\_\_\_\_ (leave) the book at home.

4 Here is Mrs Morrison's plan for the day. Write: What has she done? What hasn't she done?

### Things to do

1. Make a cake.
2. Buy a present.
3. Write a letter.
4. Decorate the house.
5. Walk the dog.
6. Turn off the TV set.




---

---

---

---

---

---

---

---

### Homework

A Fill in the table.

I form	II form	III form
come		
	played	
	went	
		seen
do		
	understood	
fly		
		bought
	thought	
catch		
	liked	
be		
	left	

I form	II form	III form
		got
sing		
drop		
	ate	
		danced
	wrote	

**B** Put the verbs in brackets in the Present Perfect. Translate into Russian.

1. Mary has \_\_\_\_\_ (open) the window.

\_\_\_\_\_

2. The teacher has \_\_\_\_\_ (give) us a lot of homework.

\_\_\_\_\_

3. I have \_\_\_\_\_ (phone) my granny.

\_\_\_\_\_

4. You have \_\_\_\_\_ (read) this book.

\_\_\_\_\_

5. We have \_\_\_\_\_ (make) a very nice picture.

\_\_\_\_\_

**C** Перепишите полученные предложения, записав глаголы *have, has* в сокращенной форме.

\_\_\_\_\_  
 \_\_\_\_\_  
 \_\_\_\_\_  
 \_\_\_\_\_  
 \_\_\_\_\_

## Lesson 2 In the country DoDidDone

**1** Rewrite the sentences. Use the words *yet, already, just*.

1. I've written a letter to my friend.— \_\_\_\_\_

\_\_\_\_\_

2. The children haven't learned the song.— \_\_\_\_\_

\_\_\_\_\_

3. She's called her friend.— \_\_\_\_\_

4. We've read this story.— \_\_\_\_\_

5. They haven't bought a new computer.— \_\_\_\_\_

\_\_\_\_\_

6. She's called me.— \_\_\_\_\_

2 Translate from Russian into English.

1. Они уже перевели этот текст.— \_\_\_\_\_
2. Он еще не сделал домашнее задание.— \_\_\_\_\_
3. Я только что позвонил Маше.— \_\_\_\_\_
4. Мама уже приготовила обед.— \_\_\_\_\_

3 Complete the sentences. Use the Present Perfect.

1. I can't phone my friend, because (I / lose / his / phone / number).— \_\_\_\_\_
2. He can't play, because (he / not clean / his / room).— \_\_\_\_\_
3. She is hungry, because (her mum / not cook / dinner).— \_\_\_\_\_
4. He is happy, because (his friend / send / an e-mail).— \_\_\_\_\_

## Homework

A Look at the pictures and write. Use these words and word combinations.

Eat, see the new film, do homework, read the book, wash hair, do the shopping.

**Model:** 1. Alexey has just eaten his lunch. Ivan hasn't eaten his lunch yet.




---

---

---

---

---

---

## 1 Make questions with the underlined words.

1. They haven't packed their backpacks yet, because they were very tired.— \_\_\_\_\_  
\_\_\_\_\_
2. He has just met his friend.— \_\_\_\_\_
3. The children have cleaned the forest.— \_\_\_\_\_  
\_\_\_\_\_
4. The boys have already put up all the tents.— \_\_\_\_\_  
\_\_\_\_\_
5. They have built a new house.— \_\_\_\_\_
6. Misha has applied for a visa.— \_\_\_\_\_
7. The girls have picked up a lot of flowers.— \_\_\_\_\_  
\_\_\_\_\_

## 2 Correct the mistakes.

1. He have just wrote a letter.— \_\_\_\_\_
2. We have saw a very interesting film.— \_\_\_\_\_
3. He has reads a lot of books.— \_\_\_\_\_
4. They are have play many games already.— \_\_\_\_\_  
\_\_\_\_\_
5. They have be to England.— \_\_\_\_\_

## 3 Write true or false sentences about things you've done. Read the sentences to your partner.

Let him / her say: "Are they true or false?"

*Model: Have you seen the London Eye?*

### Ideas

1 to see the London Eye

2 to be in America

3 to swim in the Pacific Ocean

4 to travel in time

5 to speak to the Queen

6 to fly in the sky

7 to live in a castle

---

---

---

---

---

---

---

---




4 Match the questions and the answers.

1. Is that your new dress?
2. Have you read this book?
3. What have you already done?

- a) I've washed up the dishes.
- b) No, I haven't found one yet.
- c) No, I've just bought it.

5 Play a game.

Для игры необходимы кубик и фишки. Попадая на игровое поле, игрок должен назвать и поставить в кружке слева номер формы глагола. В двух строках ниже следует написать номера и недостающие формы глагола. Если формы глагола названы или написаны неправильно, игрок пропускает ход. Выигрывает тот, кто первым дойдет до финиша.





☐ OPENED **3**

☐ \_\_\_\_\_

☐ \_\_\_\_\_

☐ PUT **4**

☐ \_\_\_\_\_

☐ \_\_\_\_\_



☐ COME **5**

☐ \_\_\_\_\_

☐ \_\_\_\_\_

☐ BEEN **7**

☐ \_\_\_\_\_

☐ \_\_\_\_\_



☐ PLAY **12**

☐ \_\_\_\_\_

☐ \_\_\_\_\_



☐ WENT **6**

☐ \_\_\_\_\_

☐ \_\_\_\_\_

☐ SPEAK **13**

☐ \_\_\_\_\_

☐ \_\_\_\_\_



☐ TAUGHT **15**

☐ \_\_\_\_\_

☐ \_\_\_\_\_



☐ LISTENED **14**


☐ \_\_\_\_\_

☐ \_\_\_\_\_

☐ TAKEN **20**

☐ \_\_\_\_\_

☐ \_\_\_\_\_



## Homework

- A** Write: What are your plans for today? What have you already done? What are you going to do?

*Model: Today I want to walk my dog and phone my best friend. I have already phoned my friend.  
I am going to walk my dog.*

---

---

---

---

---

---

- B** These are Misha's results for October. Write a letter to Misha's mother and tell her about his marks. Remember! His mother doesn't understand English marks.

*Model: Misha has got an excellent mark in English.*

Maths	D	Music	A
English	A*	Art	A
English Literature	B	PE	A
German	D	IT	B
Physics	C	Religious Education	C
History	B	DT	A*

---

---

---

---

---

---

---

---

---

---

## Lesson 5 Have you ever...?

- 14** Play a game. Take your cards from the Cut Out page.

The pupils have cards with the I form of the verb.

The teacher has his cards with the III form. He / She calls the cards one by one.

The pupils cover their cards.

The first person to finish is the winner.

## Homework

**A** Write ten questions for your friends. Start with: *Have you ever...?*

---

---

---

---

---

---

---

---

---

---

**B** Mark, Misha and Rob are discussing the news. They think they can find the treasure. Listen and read.

Mark: Hi, guys! I have translated the second part of the story.

Rob: That's great. Thank you. We'll read it this evening.

Have you found the second key to the treasure?

Mark: Yes, it's there.

Rob: But what about the other keys?

Misha: We must find the book with missing pages  
(с вырванными страницами) in our house.

Mark: I have already thought about it.

Rob: So what's the plan?

Mark: I've phoned Rosy. She'll try to find the book for us.

Misha: That's a good idea!

Mark: What about the robber? Have you seen or heard anything?

Misha: Yes, we have. Somebody has searched (обыскал) our room.

Mark: Have you told the head about it?

Rob: No, we haven't. We want to wait and catch the robber.



**C** Какие предложения из упр. В передают тот же смысл.

- Does the head know about it? \_\_\_\_\_
- I can give you the second part of the story. \_\_\_\_\_
- Do you know the second key to the treasure? \_\_\_\_\_
- Can you tell me anything about the robber? \_\_\_\_\_

## Lesson 6

## Play Draggy

**1** Play Draggy. Use the cards from the Cut Out page.

**2** Make questions and answer them. Use *never*, *already*, *yet*.

Have you ever	built seen been bought	Japanese? to China? a car? a fish?
---------------	---------------------------------	---



### 3 Translate into English.

В пятом веке на Британские острова пришли англй и саксы. Это были германские племена. Кельты были христианами, а саксы — язычниками. Саксы нападали на кельтов и забирали их землю. Некоторые кельты ушли на запад. Сейчас это Уэльс. Другие кельтские племена ушли на север. Сейчас это Шотландия.

## Lesson 9 Test yourself

### 1 Listen and fill in the table with Kate's marks.

#### Answer the questions.

1. Is Kate a good pupil?

---



---

2. What is Kate's favourite subject?

---



---



---

3. Which subject is the most difficult for her?

---

Subject	Mark
Music	A*
PE	
Maths	
English	
English Literature	
History	
Physics	
IT	

### 2 Put *just*, *already*, *yet* in the right place.

- I \_\_\_\_\_ haven't \_\_\_\_\_ done \_\_\_\_\_ my \_\_\_\_\_ homework \_\_\_\_\_.
- Misha \_\_\_\_\_ hasn't \_\_\_\_\_ found \_\_\_\_\_ any \_\_\_\_\_ new \_\_\_\_\_ friends \_\_\_\_\_.
- Kate \_\_\_\_\_ is not \_\_\_\_\_ hungry \_\_\_\_\_. She \_\_\_\_\_ has \_\_\_\_\_ eaten \_\_\_\_\_.
- Why \_\_\_\_\_ are \_\_\_\_\_ you \_\_\_\_\_ leaving \_\_\_\_\_? You \_\_\_\_\_ have \_\_\_\_\_ a lot of \_\_\_\_\_ work \_\_\_\_\_! — I \_\_\_\_\_ have \_\_\_\_\_ done \_\_\_\_\_ everything \_\_\_\_\_.
- Are \_\_\_\_\_ you \_\_\_\_\_ going \_\_\_\_\_ to buy \_\_\_\_\_ fruit \_\_\_\_\_? — No, mum \_\_\_\_\_ has \_\_\_\_\_ bought \_\_\_\_\_ some \_\_\_\_\_.



3 Look at the pictures and write: What has happened?




---

---

---

---

---

4 Do you agree with these statements? Дайте правдивые ответы на вопросы о себе.

1. You have never been to Moscow.

---

2. Your best friend has already finished this test.

---

3. You haven't seen your English teacher yet.

---

4. You have never swum in the sea.

---

5 Ask your friends about the most interesting, best, coolest, worst things in their lives. Write five questions.

---

---

---

---

---

# 8



## Lessons 1, 2

## Misha should help his team

### 1 Use the Present Perfect or the Past Simple.

- Where \_\_\_\_\_ you \_\_\_\_\_ (find) the key?
- He \_\_\_\_\_ (be) in Africa last year.
- He \_\_\_\_\_ already \_\_\_\_\_ (see) this film.
- I \_\_\_\_\_ (see) him this week.
- They \_\_\_\_\_ never \_\_\_\_\_ (meet) this man.

### 2 Write the sentences in the Present Perfect.

- I / book / 've / just / bought / this / . — \_\_\_\_\_
- never / the Stone of Destiny / they / seen / 've / . — \_\_\_\_\_
- their / has / team / played / football / a match / . — \_\_\_\_\_
- 's / never / to / an Englishman / she / spoken / . — \_\_\_\_\_

### 3 Translate into English.

- "Ты когда-нибудь видел тигра?" — "Да". — \_\_\_\_\_
- "Где ты его видел?" — "Я видел его в зоопарке". — \_\_\_\_\_
- "Когда ты его видел?" — "Я видел его этим летом". — \_\_\_\_\_

## Homework

### A Translate from Russian into English.

- Они построили дом в прошлом году. — \_\_\_\_\_
- Сегодня он уже видел своего друга. — \_\_\_\_\_
- В этом году я получила уже шесть хороших оценок. — \_\_\_\_\_
- Папа только что принес фрукты. — \_\_\_\_\_
- В прошлом году я прочитала две английские книги. — \_\_\_\_\_

### B Write: How many hobbies have you had in your life? How many have you given up? How old were you when you had these hobbies? Why did you give up?

---



---

## Lesson 3

## Do you want to have fun?

### 1 Underline the correct word.

1. He finished the work quickly / quick.
2. Their life wasn't easy / easily.
3. The food was good / well.
4. She sang beautiful / beautifully.
5. They bought the car very cheap / cheaply.
6. They lived happy / happily.

### 2 Аукцион Хобби.

Разбейтесь на команды и примите участие в аукционе Хобби. Учитель будет предлагать вам по очереди купить лоты-хобби из каталога. Перед началом игры ознакомьтесь с каталогом аукциона. Решите, какие задания вам будет легче выполнять и приготовьтесь торговаться за них. Для того чтобы купить хобби, вам необходимо поднять руку и сделать соответствующую ставку — № 1, 2, 3 либо 4. Цена каждой ставки указана в каталоге — это номер задания. Максимальная цена лота — 4.









Обратите внимание: если вы предлагаете цену задания № 2, в нее автоматически входит цена задания № 1, соответственно, цена задания № 3 включает в себя цену заданий № 1, 2, 3.

Команда, предложившая большую цену, получает право выполнить задание и в случае успеха получает карточку с написанной на ней ценой лота и изображением хобби. Побеждает команда, набравшая большее количество очков.











Model

# КАТАЛОГ АУКЦИОНА ХОББИ

Hobby	Ставка № 1	Ставка № 2	Ставка № 3	Ставка № 4
	Назовите хобби по-английски.	Где занимаются этим хобби и что для этого необходимо?	Расскажите, почему вам нравится или не нравится это хобби?	Расскажите о своей любимой книге.
	Назовите хобби по-английски.	Где занимаются этим хобби и что для этого необходимо?	Расскажите, почему вам нравится или не нравится это хобби?	Расскажите о своей любимой команде или футболисте.
	Назовите хобби по-английски.	Где занимаются этим хобби и что для этого необходимо?	Расскажите, почему вам нравится или не нравится это хобби?	Расскажите о выдающихся лыжниках или историю о том, как вы поехали на лыжную прогулку.
	Назовите хобби по-английски.	Где занимаются этим хобби и что для этого необходимо?	Расскажите, почему вам нравится или не нравится это хобби?	Расскажите о выдающемся пловце или историю о вашем отдыхе на море или на реке.
	Назовите хобби по-английски.	Где занимаются этим хобби и что для этого необходимо?	Расскажите, почему вам нравится или не нравится это хобби?	Расскажите о выдающемся теннисисте / выдающейся теннисистке.
	Назовите хобби по-английски.	Где занимаются этим хобби и что для этого необходимо?	Расскажите, почему вам нравится или не нравится это хобби?	Расскажите "рыбачью" историю о том, как вы или кто-то из ваших знакомых ловил рыбу.
	Назовите хобби по-английски.	Где занимаются этим хобби и что для этого необходимо?	Расскажите, почему вам нравится или не нравится это хобби?	Расскажите о своей любимой телепрограмме или ведущем программы.
	Назовите хобби по-английски.	Где занимаются этим хобби и что для этого необходимо?	Расскажите, почему вам нравится или не нравится это хобби?	Расскажите о том, кто научил вас вязать и какие вещи вы вяжете.

# КАТАЛОГ АУКЦИОНА ХОББИ (ПРОДОЛЖЕНИЕ)

Hobby	Ставка № 1	Ставка № 2	Ставка № 3	Ставка № 4
	Назовите хобби по-английски.	Где занимаются этим хобби и что для этого необходимо?	Расскажите, почему вам нравится или не нравится это хобби?	Поделитесь с классом интересным рецептом.
	Назовите хобби по-английски.	Где занимаются этим хобби и что для этого необходимо?	Расскажите, почему вам нравится или не нравится это хобби?	Расскажите историю о лошади.
	Назовите хобби по-английски.	Где занимаются этим хобби и что для этого необходимо?	Расскажите, почему вам нравится или не нравится это хобби?	Расскажите о своем домашнем любимце или о домашнем любимце знакомых.
	Назовите хобби по-английски.	Где занимаются этим хобби и что для этого необходимо?	Расскажите, почему вам нравится или не нравится это хобби?	Назовите имена выдающихся шахматистов современности.
	Назовите хобби по-английски.	Где занимаются этим хобби и что для этого необходимо?	Расскажите, почему вам нравится или не нравится это хобби?	Назовите, что растет в садах в вашем климатическом поясе.
	Назовите хобби по-английски.	Где занимаются этим хобби и что для этого необходимо?	Расскажите, почему вам нравится или не нравится это хобби?	Расскажите о том, какие бывают марки и как определяется их ценность.
	Назовите хобби по-английски.	Где занимаются этим хобби и что для этого необходимо?	Расскажите, почему вам нравится или не нравится это хобби?	Расскажите об интересном месте, которое вы посетили.
	Назовите хобби по-английски.	Где занимаются этим хобби и что для этого необходимо?	Расскажите, почему вам нравится или не нравится это хобби?	Расскажите о походе, в который ходили вы или ваши знакомые.

## Homework

A Make an advertisement for a school club. Use the *Cut Out* page.

B Make adverbs from the adjectives.

Kind, shy, cold, angry, wonderful, mad, cheap, clear, slow, soft, real.

## Lesson 4

### Do you need a player?

## Homework

A Fill in the gaps and complete the dialogue.

Score, to beat, to win, match, nervously.

— Have you seen the \_\_\_\_\_ between Spartak and Lockton?

— No, I haven't. Who has \_\_\_\_\_?

— Spartak has \_\_\_\_\_ Lockton.

— What was the \_\_\_\_\_?

— 1-0.

— How did the teams play?

— Spartak played very well, but Lockton played \_\_\_\_\_.

B Who are these people? Match the words and the pictures.

referee [ˌrefəˈri:]

coach [kəʊʃ]

forward ['fɔːwəd]

defender [dɪˈfendə]

goalkeeper ['ɡoʊlˌki:pə]



C Who does these things?

1. ... stays in the goal.— \_\_\_\_\_

2. ... attacks the goal and scores.— \_\_\_\_\_

3. ... protects the goal.— \_\_\_\_\_

4. ... trains the team.— \_\_\_\_\_



## 1 Translate into English.

1. Какой умный мальчик! — \_\_\_\_\_
2. Какой интересный матч! — \_\_\_\_\_
3. Какой вкусный чай! — \_\_\_\_\_
4. Какие хорошие друзья! — \_\_\_\_\_
5. Какая плохая погода! — \_\_\_\_\_

## Homework

### A Fill in the gaps and complete the sentences.

It was a very interesting game. Everybody thought "It will \_\_\_\_\_" because five minutes before the end the \_\_\_\_\_ was nil-nil. The *Bears* played \_\_\_\_\_, and the *Tigers* were \_\_\_\_\_ the *Bears* couldn't \_\_\_\_\_ because the *Tigers'* \_\_\_\_\_ was very good. Stabber made some fantastic \_\_\_\_\_.

But the *Tigers* couldn't score because their \_\_\_\_\_ wasn't with them.

In the beginning Misha Inin was not very good, but in the end he ran towards the *Bears'* goal, \_\_\_\_\_ their defenders, \_\_\_\_\_ the ball and \_\_\_\_\_!

In the next game Misha will be a \_\_\_\_\_.

### B Fill in the gaps with a, an or — (no article).

- |                                 |                              |
|---------------------------------|------------------------------|
| 1. What _____ interesting trip! | 5. What _____ move!          |
| 2. What _____ beautiful city!   | 6. What _____ boring film!   |
| 3. What _____ tasty food!       | 7. What _____ clever pupils! |
| 4. What _____ day!              |                              |

### C Read.

Hi guys! Congratulations!

Rosy! You are here!  
Have you seen it?



Yes, what a game! But I've brought you something.

Have you found the book?



Yes, I have. It was under the armchair.  
The robber dropped it there.

Now we'll find the keys to  
the treasure, I promise!



## Lessons 6,7 The ring crasses the sea

### Homework

A There are eight mistakes in Jim's essay (сочинение). Correct them.

The Vikings came from Finland. It is a warm country. The land there was very good, so the Vikings were very good farmers. Some Vikings were soldiers. They raided England, killed people and took their gold. The Vikings came to England by horses. Their horses were very good. King Arthur was very clever. He built ships and fought with the Vikings. Finally, he beat them and the Vikings became good neighbours.

---

---

---

---

---

---

---

---

## Lesson 8 Test yourself

1 Listen to the results of four games and correct the mistakes.

Manchester United — Chelsea	3-1	
Spartak — Lokomotiv	2-4	
Dinamo — Shinnik	1-1	
Real Madrid — Juventus	1-0	

**2** Fill in the gaps. Write *a* or *—* (no article).

1. What \_\_\_\_ cold weather!
2. What \_\_\_\_ difficult subject!
3. What \_\_\_\_ funny face!
4. What \_\_\_\_ good friends!

**3** Put the verbs in the Present Perfect or the Past Simple. Rewrite the sentences.

1. My friend never (be) to Moscow.  
\_\_\_\_\_
2. Helen just (come) back from St Petersburg. How she (get) there? — She (go) by plane.  
\_\_\_\_\_  
\_\_\_\_\_
3. Yesterday I (watch) a very good film.— “The Matrix”? I already (see) it.  
\_\_\_\_\_  
\_\_\_\_\_
4. You ever (be) to London? — Yes, I (be) there last year in summer.  
\_\_\_\_\_  
\_\_\_\_\_

**4** Translate into English.

- Наша команда выиграла! — \_\_\_\_\_
- А когда они выиграли? — \_\_\_\_\_
- Вчера. — \_\_\_\_\_
- Какой был счет? — \_\_\_\_\_
- Один-ноль. — \_\_\_\_\_
- А как они играли? — \_\_\_\_\_
- Наша команда играла прекрасно. Они легко выиграли. Наш вратарь спас ворота три раза! — \_\_\_\_\_
- \_\_\_\_\_
- Кто забил гол? — \_\_\_\_\_
- Джон Бейкер. — \_\_\_\_\_
- Это хорошая новость! — \_\_\_\_\_

**5** How many hobbies have you had in your life? Write 4–6 sentences about one of them.

\_\_\_\_\_

\_\_\_\_\_

\_\_\_\_\_

\_\_\_\_\_

\_\_\_\_\_



## Lesson 1

## In the country DoDidDone

- 1 Translate the sentences into Russian. Подчеркните глагольные формы, напишите их названия. Объясните употребление времен.

1. He had turned off the TV before the film began. — \_\_\_\_\_
2. She had found his address before she got his letter. — \_\_\_\_\_
3. Peggy had seen the film before she read the book. — \_\_\_\_\_
4. He had scored the goal before he broke his leg. — \_\_\_\_\_

- 2 Complete the sentences. Choose the right tense form.

1. He learnt / had learnt English before he went to England.
2. She went / had gone to Yaroslavl, because her friend invited / had invited her.
3. I didn't phone / hadn't phoned my friend, because I lost / had lost his phone number.
4. They went / had gone to the airport, because they received / had received a telegram.
5. Before he scored / had scored a goal he dodged / had dodged three players.

- 3 Соедините два предложения, изменив союз *then* на указанный в скобках.

**Model:** Mum made a cake. Then the guests came. (before) —  
Mum had made a cake before the guests came.

1. He walked the dog. Then he played computer games. (before) — \_\_\_\_\_
2. They had dinner. Then she came. (before) — \_\_\_\_\_
3. Jim phoned Mary. Then she bought him a present. (before) — \_\_\_\_\_
4. Their team won ten games. Then they became champions. (before) — \_\_\_\_\_
5. Stas sent SMS. Then his friend phoned him. (before) — \_\_\_\_\_
6. She saw him on TV. Then she met him. (before) — \_\_\_\_\_

## Homework


**A** How well do you remember this book? Are these sentences true or false? Translate the sentences into Russian. Correct the false sentences.

1. Misha had met Robin before he met Rob. — \_\_\_\_\_
2. Misha had known Rob before Rob came to Russia. — \_\_\_\_\_
3. Agent Cute had lost his job before he went to Tunbridge Wells with a top secret document. — \_\_\_\_\_
4. Before Agent Cute lost his job he had helped Misha and Robin. — \_\_\_\_\_
5. Agent Cute had sent a letter to Misha before Misha went camping. — \_\_\_\_\_
6. Misha had wanted to go to England before he received a letter from Agent Cute. — \_\_\_\_\_
7. Misha hadn't had any friends before he joined the football team. — \_\_\_\_\_



Match the facts with the pictures.

1. The *Titanic* had been the safest ship in the world before it hit an iceberg.
2. Romeo had loved another girl before he met Juliet.
3. Queen Elizabeth I had been a prisoner in the Tower before she became queen.



## Lessons 2, 3

### "Scott of the Antarctic"

**1** Put the verbs in brackets in the right tense form.

1. Robert Scott \_\_\_\_\_ (have) a dream, because he \_\_\_\_\_ (be) to the Antarctic before.
2. Before he \_\_\_\_\_ (go) to the South Pole, he \_\_\_\_\_ (plan) the route.
3. Scott \_\_\_\_\_ (know) about Amundsen who also \_\_\_\_\_ (go) to the Antarctic.

4. Very quickly Scott \_\_\_\_\_ (understand) that he \_\_\_\_\_ (make) a lot of mistakes.
5. When Scott and his men \_\_\_\_\_ (get) to the South Pole, they \_\_\_\_\_ (see) that they \_\_\_\_\_ (lose) the race.

**2** Make questions. Start with the words in brackets.

*Model: She had been to England before she wrote a book. (Where?) —  
Where had she been before she wrote a book?*

1. He had phoned his friend before he went to the theatre. (What?) — \_\_\_\_\_
2. He had a stomachache because he had eaten a lot of cakes. (Why?) — \_\_\_\_\_
3. When she received a telegram her brother had already left. (Had?) — \_\_\_\_\_
4. I couldn't send an e-mail because I had lost her address. (What?) — \_\_\_\_\_

**3** Translate the sentences. Use the verbs: *arrive, leave, pay, eat, go, read, phone, forget*.

1. Когда он прислал, гости уже съели торт.  
\_\_\_\_\_
2. Она не могла заплатить, потому что оставила деньги дома.  
\_\_\_\_\_
3. Прежде чем поехать в Москву, она прочитала книгу о ней.  
\_\_\_\_\_
4. Он не мог позвонить нам, потому что забыл номер нашего телефона.  
\_\_\_\_\_

**Homework** . . . . .

**A** Complete the sentences with these words.

England, Norway, sea-officer, South Pole, Antarctic, traveller.

1. Robert Falcon Scott was \_\_\_\_\_.
2. Roald Amundsen was a famous \_\_\_\_\_.
3. Roald Amundsen went to \_\_\_\_\_ from \_\_\_\_\_.
4. Scott left \_\_\_\_\_ in 1910.
5. Scott wanted to be the first man on \_\_\_\_\_.

**B** Number the events in the correct order.



- |                                   |  |
|-----------------------------------|--|
| — Scott got to the South Pole.    | — Scott bought the equipment for his expedition. |
| — Amundsen got to the South Pole. | — Scott selected four strong men.                |
| — Scott left England.             | — The ponies died.                               |
| — Scott and his people died.      | — The men pulled the sledges.                    |



## Lesson 4

## A role model

1 Look at the pictures. What do these people do?



2 Open the brackets and fill in the gaps with the right tenses.

- Mother Teresa \_\_\_\_\_ (to be born) in 1910 in Macedonia. She \_\_\_\_\_ (be) a Catholic nun. She \_\_\_\_\_ (open) the charity missions. Many people \_\_\_\_\_ (want) to help her and \_\_\_\_\_ (start) the missions in many other parts of the world. These days the missions \_\_\_\_\_ (help) the poor and the sick.
- Bill Gates \_\_\_\_\_ (be) from Seattle. He \_\_\_\_\_ (start) Microsoft. It \_\_\_\_\_ (be) the biggest and most successful computer software company in the world. When he was thirteen, Bill Gates \_\_\_\_\_ (go) to an expensive private school. After that Bill Gates \_\_\_\_\_ (go) to Harvard University, but he \_\_\_\_\_ (leave). Before university Bill Gates \_\_\_\_\_ (start) his company Microsoft. Today he \_\_\_\_\_ (be) a multimillionaire.
- I learnt about him from the film "Braveheart". He \_\_\_\_\_ (live) in Scotland in the thirteenth century. When he \_\_\_\_\_ (be) about twenty, English soldiers \_\_\_\_\_ (come) to Scotland and a war \_\_\_\_\_ (start). The English \_\_\_\_\_ (kill) Scottish women and children.

They \_\_\_\_\_ (want) all the Scottish land. William Wallace and his friends \_\_\_\_\_ (be) soldiers. They \_\_\_\_\_ (not give up). Wallace \_\_\_\_\_ (be) very young when he \_\_\_\_\_ (die). The English \_\_\_\_\_ (execute) him.

## Homework

**A** Who said what? Match the person and the words. Explain your answer.

1. "We can do no great things; only small things with great love."
2. "If you want to be a programmer, you should write programs, and study great programs that other people have written."
3. "Russia will grow with Siberia."
4. "Every man dies, not every man really lives."



## Lessons 5, 6 Are you ambitious?

**1** Fill in the file about Lomonosov.

### File

Name \_\_\_\_\_

Family name \_\_\_\_\_

Nationality \_\_\_\_\_


Country \_\_\_\_\_

What does he do? \_\_\_\_\_

Interests \_\_\_\_\_

- 2 Look at the people in the pictures. What kind of people are they? Match the people in the pictures with the sentences.

*Model: When Kate sees somebody, she always smiles. Kate is friendly and polite.*



1. Alex studies for eight hours every day. He wants to get a Nobel Prize.
2. Sarah never gives anything to anybody.
3. When Kate sees somebody, she always smiles.
4. Jane knows a lot, but she doesn't like to work.
5. Sandy likes to make presents.
6. Caroline likes to help people, but she never talks about it.

## Homework

### A Choose the right answer.

1. Mother Teresa was  
a) a nun   b) a doctor   c) a teacher
2. Bill Gates is  
a) a Scottish patriot   b) a multimillionaire   c) a great poet
3. Mikhail Lomonosov is  
a) Russian   b) American   c) English
4. The founder of the Moscow State University was  
a) Bill Gates   b) Mikhail Lomonosov   c) Alexander Pushkin
5. William Wallace fought against  
a) the English   b) the Saxons   c) the Vikings
6. Mother Teresa started her work in  
a) Macedonia   b) Calcutta   c) Seattle
7. ... got the Nobel Peace Prize.  
a) Mother Teresa   b) Bill Gates   c) Mikhail Lomonosov

1	2	3	4	5	6	7

### B Do you have a role model? Is there a person you respect? Use the Cut Out page and write about this person. Be ready to talk about him or her in class.

- 1 Посмотрите на карту. Закрасьте очертания тех стран, которые напали на Британские острова. Напишите, когда происходили эти завоевания.

---



---



---



---



2 Answer the questions.

1. Какая часть Британских островов была наиболее уязвимой?
2. Какая часть Британских островов была населена кельтами в XI веке?
3. Потомки каких народов населяли центральную часть Англии, когда пришел Вильгельм Нормандский?

---

---

---

---

---

---

---

---



3 Сопоставьте имена народов, вторгавшихся на территорию Британских островов, и языки, на которых они говорили.

- |                              |                               |
|------------------------------|-------------------------------|
| 1. the Celts                 | a) German                     |
| 2. the Romans                | b) French                     |
| 3. the Angles and the Saxons | c) Celtic                     |
| 4. the Vikings               | d) Latin                      |
| 5. the Normans               | e) Danish, Swedish, Norwegian |

4 Закончите уравнение.

The English Language = Latin + \_\_\_\_\_ + \_\_\_\_\_ + \_\_\_\_\_ + \_\_\_\_\_

Homework

A Look at the pictures and write a short story about Elmer.

Model: Elmer was the son of a rich man.



---

---

---

---

---

---

---

---


**B** Make some predictions.

1. Will the life in England change? — \_\_\_\_\_
2. Will the language change? — \_\_\_\_\_
3. Will William become the king? — \_\_\_\_\_
4. Will there be another battle? — \_\_\_\_\_
5. Will the Normans leave England? — \_\_\_\_\_
6. What will happen to Elmer? — \_\_\_\_\_

**Lesson 10**

**Test yourself**

- 1** Listen to Agent Cute. He is in St David's School. Put the pictures in the right order.



1	2	3	4	5	6	7	8



- 2** Rewrite the sentences with the right tense form. Use the words in brackets. Which of these sentences are false?

1. Scott's expedition was not successful. (because) Scott made a lot of mistakes.

\_\_\_\_\_

2. Scott came to the South Pole. (before) Amundsen came to the South Pole.

\_\_\_\_\_

3. Bill Gates couldn't go to the University. (because) He didn't finish school.

\_\_\_\_\_

4. Mother Teresa became a nun. (before) She got the Nobel Peace Prize.

\_\_\_\_\_

- 3** Complete the sentences with people's qualities (качества).

1. Kate Brown always wants to be the best.— She is \_\_\_\_\_.

2. My friend spends his time in front of the TV. He doesn't want to do anything.— He is \_\_\_\_\_.

\_\_\_\_\_

3. My mother loves buying presents.— She is \_\_\_\_\_.

4. Michael likes to help people.— He is \_\_\_\_\_.

5. Mark does windsurfing and snowboarding.— He is \_\_\_\_\_.

- 4** What qualities do you respect in people?

\_\_\_\_\_


\_\_\_\_\_

\_\_\_\_\_

\_\_\_\_\_

\_\_\_\_\_

# 10



## Lesson 1

## Rob disappears

1 Rewrite the sentences. Choose the Present Simple or the Present Progressive.

1. What / Agent Cute / do? — He is a secret agent. — \_\_\_\_\_  
\_\_\_\_\_
2. When / the train / leave? — It leaves at three o'clock. — \_\_\_\_\_  
\_\_\_\_\_
3. What / Mary / do? — She is watching TV. — \_\_\_\_\_  
\_\_\_\_\_
4. Why is Kate busy? — She / do / her homework. — \_\_\_\_\_  
\_\_\_\_\_
5. Where is Jane? — She / play tennis / in the park. — \_\_\_\_\_  
\_\_\_\_\_

2 Write the questions for the answers.

1. Rob is older than Misha. — \_\_\_\_\_
2. Rob goes to a public school. — \_\_\_\_\_
3. Yes, children have to wear a uniform. — \_\_\_\_\_  
\_\_\_\_\_
4. The public school is in York. — \_\_\_\_\_
5. No, the school is not new. — \_\_\_\_\_
6. Misha's hobby is playing football. — \_\_\_\_\_
7. Agent Cute speaks four foreign languages. — \_\_\_\_\_  
\_\_\_\_\_

3 Complete the dialogue with the sentences from the box.

- |                                  |                              |
|----------------------------------|------------------------------|
| 1. We'll have a lot of fun. Bye! | 5. I don't know. When is it? |
| 2. Speaking.                     | 6. And who have you invited? |
| 3. Yes, Saturday is OK.          | 7. What's the address?       |
| 4. How do I get there?           | 8. How long will it take me? |

— Hello. Can I speak to Alice?

— \_\_\_\_\_

— Hi, Alice. I want to invite you to my birthday party. Will you come?

— \_\_\_\_\_

— It's next Saturday at 4 o'clock.

— \_\_\_\_\_

— Great!

— \_\_\_\_\_

— Zhukov Street, 15 flat 108.

— \_\_\_\_\_

— You must go to the bus stop on Krasnaya Street and turn left at the supermarket.  
My house is on the left.

— \_\_\_\_\_

— It'll take you fifteen minutes.

— \_\_\_\_\_

— I invited Katya, Alex, Dima and Dennis.

— \_\_\_\_\_

— Bye!

## Homework

**A** Read the card and answer the questions.

1. Who is inviting you to the party?
2. What is he / she celebrating?
3. When is the party going to begin?
4. Where is the party?

*Dear friend!*

*Please come to my*

### **BIRTHDAY PARTY**

On 20 May at 4 a.m.

At Kurchatov St. 1-125

From Kate

*Please reply to*



**B** Write five questions about the party.

*Model: Are we going to dance?*

\_\_\_\_\_

\_\_\_\_\_

\_\_\_\_\_

\_\_\_\_\_

\_\_\_\_\_

B Use the card from the Cut Out page. Invite your friends to a party.

C Read and answer the question: What has happened to Rob?

My mobile phone  
is ringing!

We have kidnapped  
the boy!

1

What do you want?

We want the MacWizard history book!  
The book with the keys to the treasure!  
If we don't get the book, you'll never see  
your friend again. Think about it. We'll  
phone you in ten minutes.

2

## Lessons 2,3

### "A friend in need is a friend indeed"

1 Используйте в новых предложениях однокоренные части речи, указанные в скобках.

Model: I got an invitation to Olga's birthday party. Olga (verb) me to her birthday party.—  
Olga invited me to her birthday party.

1. Somebody kidnapped Rob. His friends must find (noun).—

2. Greenpeace is a big organization. They (verb) \_\_\_\_\_ a conference last week.—

3. This writer is a bore. All his books are really (adjective).—

4. Angela translates from English into Russian. She is a very good (noun).—

5. My brother likes Mathematics. He wants to be a (noun).—

6. I have a lot of friends. Our (noun) \_\_\_\_\_ is the most important thing in my life.—

2 Put the sentences into the Present Simple or the Future Simple.

1. If my friend (have) \_\_\_\_\_ a problem, I (not let down) \_\_\_\_\_ him.

2. If the weather (be) \_\_\_\_\_ bad, we (stay) \_\_\_\_\_ at home.

3. You (not find) \_\_\_\_\_ friends if you (be) \_\_\_\_\_ selfish.
4. You (do) \_\_\_\_\_ this test easily if you (listen) \_\_\_\_\_ to the teacher now.
5. If this film (be) \_\_\_\_\_ boring, we (go) \_\_\_\_\_ to the park.

**3 Find six mistakes and correct them.**

1. Jack is mean. He always gives me very expensive presents.
2. My friend is a workaholic. He stays in his office until 5 o'clock.
3. Sue is very intelligent. She can't read or write.
4. Jane is very bossy, she always listens to good advice.
5. Tom has bad marks, because he is lazy.
6. Susan is modest. She wrote the best song for the school competition and didn't tell anybody.
7. Kate is the most polite girl I have ever met. She never says hello to people.
8. Alex is very brave. He never turns off the light in his room.

---

---

---

---

---

---

---

---

**Homework**

**A | What will you do in these situations? Give true answers.**

*Model: If my friend lets me down. I will (not) forgive him / her.*

1. Your friend lets you down.— \_\_\_\_\_  
\_\_\_\_\_
2. Your friend needs your help.— \_\_\_\_\_  
\_\_\_\_\_
3. Your friend phones you at six o'clock in the morning.— \_\_\_\_\_  
\_\_\_\_\_
4. Your friend spends the weekend with other friends.— \_\_\_\_\_  
\_\_\_\_\_
5. Your friend is angry with you. — \_\_\_\_\_  
\_\_\_\_\_
6. Your friend has a problem with Mathematics.— \_\_\_\_\_  
\_\_\_\_\_
7. Your friend leaves your school.— \_\_\_\_\_  
\_\_\_\_\_

**B** Get ready for "How well do you know your friend?" quiz.

1. Prepare as many questions about friends as you can.
2. Swap your questions with your best friend.
3. Try to answer the questions.

## Lesson 4

## How well do you know your friend?

### Homework

**1** Translate into English.

1. Мой друг меня никогда не подведет.  
\_\_\_\_\_
2. Мы должны обсудить эту проблему.  
\_\_\_\_\_
3. Мой друг немножко ленив, но это не имеет значения.  
\_\_\_\_\_
4. Друг будет заступаться за меня до последнего.  
\_\_\_\_\_
5. Мне очень весело с моим другом.  
\_\_\_\_\_
6. Дружба — это очень важная вещь.  
\_\_\_\_\_
7. Мой друг и я не можем жить друг без друга.  
\_\_\_\_\_

## Lesson 5

## A friend will never let you down

**1** Translate into Russian.

1. Have you seen the film "The Matrix"? — \_\_\_\_\_  
\_\_\_\_\_
2. His sister's hair was long and fair. — \_\_\_\_\_  
\_\_\_\_\_
3. It was a fair game, wasn't it? — \_\_\_\_\_  
\_\_\_\_\_
4. That morning everybody was happy, because the weather was fair. — \_\_\_\_\_  
\_\_\_\_\_




# Homework

**A** Write the qualities of a real friend and a "fair-weather friend". What do they do?

Real friend	"Fair-weather friend"
stays with you through thick and thin	lets you down

**B** Look at the pictures and write a short story. Make up the ending. Give your story a name.

*Model: Kate and Jane were best friends. They did everything together, but one day Jane broke her arm.*




---

---

---

---

---

---

---

---

---

---

## Lesson 6

## My best friend

### Homework

- A Do you want to be a friend of Evelyn or Rosy? Why? What kind of people are Rosy and Evelyn? Write 4–6 sentences.

---

---

---

---

---

---

- B Have you ever had any problems with your friends? Write 4–6 sentences.

---

---

---

---

---

---

And now it's time for Misha, Rob, Rosy, Mark and Agent Cute to say goodbye to you. What happened to the history book? Who is the kidnapper? Will the friends find the family treasure? What will happen in St David's School? You will find the answers to these questions next year in "Happy English.ru-8".

## Lesson 7

## Final test



### Final Grammar Game

В игре участвуют два-четыре игрока. Перед началом игры вырежьте карточки из раздела *Cut Out* и разложите их на игровом поле поверх игровых квадратов номерами вверх. Вам также понадобятся фишки и кубик.

Играющие ставят свои фишки на клетку *Start*, по очереди бросают кубик и делают столько ходов, сколько выпало на кубике. После того как один из игроков остановился на нужном игровом квадрате, любой другой участник снимает с этого квадрата карточку, на обратной стороне которой написан правильный вариант.

Игрок читает предложение, написанное на игровом поле. Если оно, по его мнению, правильное, повторяет его, а если неправильное, говорит правильный вариант. Другой участник проверяет правильность ответа, сверяя его с вариантом, написанным на карточке. Если игрок, чья фишка находится на данном игровом квадрате, правильно формулирует предложение, он получает от второго игрока карточку и кладет ее в свою копилку. Если нет, карточка остается лежать на игровом поле. Побеждает тот, кто первым дойдет до финиша, набрав максимальное количество карточек.

# Final Grammar Game

Start

1

He can speak the French.

2

He don't know German.

6

The children aren't sleeping, aren't they?

7

He can plays computer games.

8

We don't know his.

12

There are much salt in the soup.

13

Everybody like to swim in the sea.

14

You had to help her, didn't you?

18

I was seeing him at 6 o'clock yesterday.

19

There is no life on the Moon.

20

Misha had met Robin before he met Rob.

24

We watched TV when they came.

25

What you were doing yesterday at 5 o'clock?

26

They had been in London last year.

3

They live in the China.

4

She didn't knew  
that man.

5

I am not understanding  
the teacher.

9

She send him e-mails  
every day.

10

Did Robin wrote  
a letter to his friends?

11

If Misha will not help Robin,  
Robin will not go back to his time.

15

His grandfather was an  
old brave man.

16

They'll go to Black Sea  
next year.

17

The longest river is  
Nile, isn't it?

21

Have you ever seen  
Tsar Bell?

22

Is a torch cheaper then  
a penknife?

23

Who is the best football  
player in your class?

27

What have you  
already did?


28

We never have played  
this game.

Finish

# Cut Out

## Unit 6, Lesson 7



What should you do before you go to the table?



Is anything wrong in this picture?



Is anything wrong in this picture?



What's wrong in this picture?



You got a detention. Miss a turn.



What's wrong in this picture?



Is anything wrong in this picture?



Is anything wrong in this picture?



What's wrong in this picture?



Is anything wrong in this picture?



What's wrong in this picture?

Yes. His elbows are not close  
to his sides.

Yes. The boy is not using his knife.

You should wash your hands.

His mouth is full of food and he  
is talking.

You got a detention. Miss a turn.

He is not sitting straight.

The boy is biting more than  
he can chew.

Yes, the girl didn't put the napkin  
on the lap.

No, everything is OK.

The boy is eating from his  
friend's plate.

He is eating cake with a big  
spoon.

Mrs Cold is angry with you. She  
gave you lines. Write "Don't bite  
more than you can chew." six  
times. Then you can take part in  
the game again.



① <b>WRITE</b> <b>BE</b> <b>MEET</b> <b>ASK</b>	⑤ <b>EAT</b> <b>FIND</b> <b>FLY</b> <b>DIG</b>	⑨ <b>SIT</b> <b>SPEAK</b> <b>SLEEP</b> <b>STAND</b>
② <b>BEGIN</b> <b>BRING</b> <b>DRINK</b> <b>OPEN</b>	⑥ <b>GIVE</b> <b>GO</b> <b>GET</b> <b>LOVE</b>	⑩ <b>STEAL</b> <b>TEACH</b> <b>TELL</b> <b>THROW</b>
③ <b>BUILD</b> <b>FALL</b> <b>BUY</b> <b>CLEAN</b>	⑦ <b>LOSE</b> <b>MAKE</b> <b>PUT</b> <b>DIE</b>	⑪ <b>SEE</b> <b>PAY</b> <b>CATCH</b> <b>DRIVE</b>
④ <b>COME</b> <b>COST</b> <b>CUT</b> <b>WATCH</b>	⑧ <b>RUN</b> <b>SEND</b> <b>THINK</b> <b>SAY</b>	⑫ <b>FORGET</b> <b>LEAVE</b> <b>READ</b> <b>SING</b>

COME

WHAT

EVER

HIM

WHAT

EVER

TSAR BELL

NOT



SOMETHING

NOT



WHAT

NOT



**READ****ME****BOUGHT****HER****RED SQUARE****THEM****TSAR  
CANNON****SOMEBODY****THE  
HERMITAGE****ANYTHING****NEVER****NOTHING****BOUGHT****NEVER****WHO**

**WHO****JUST****THE  
TRETYAKOV  
GALLERY****HAD****DONE****ALREADY****St BASIL'S  
CATHEDRAL****DONE****ALREADY****A GIRL****THE  
BOLSHOY  
THEATRE****THE  
ARMOURY  
CHAMBER****JUST****CHILDREN****HAVE**

**HAVE****TO****HIS FRIENDS****HAVE****BOYS****YET****HARRY****HAS****YET****ANN****HAS****HOMEWORK****TO****HAS****TENNIS**

'VE

'S

YOU

'VE

TEAM

WE

A LETTER

I

BEEN

A KEY

SEEN

BEEN


'S

SEEN

HE



**THEY****WRITTEN****MADE****BUILT****TOURISTS****FOUND****BOYS****LOST****MET****GONE****DINNER****PLAYED****LUNCH****WON**





Place for  
a picture

Name \_\_\_\_\_

Family name \_\_\_\_\_

Country \_\_\_\_\_

Qualities that I respect in this person \_\_\_\_\_

His / Her story \_\_\_\_\_

\_\_\_\_\_

\_\_\_\_\_

\_\_\_\_\_

\_\_\_\_\_

\_\_\_\_\_

\_\_\_\_\_

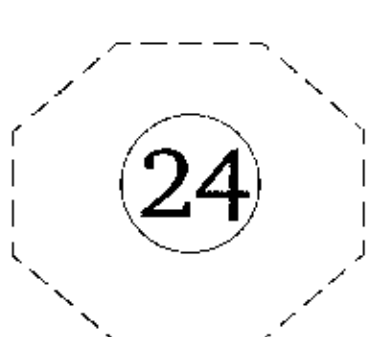
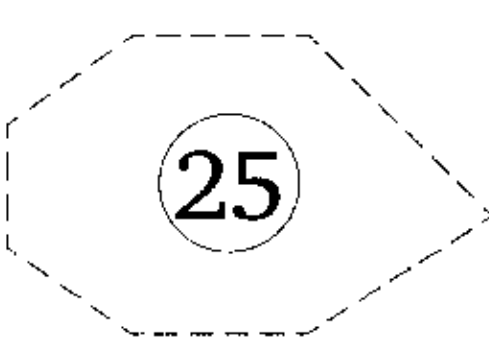
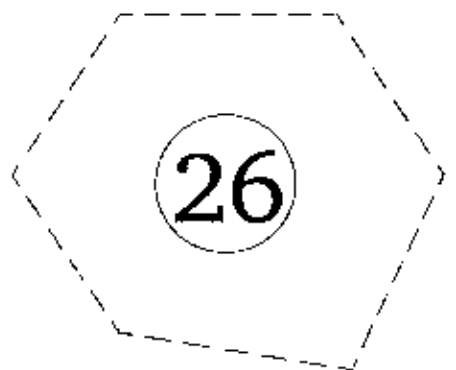
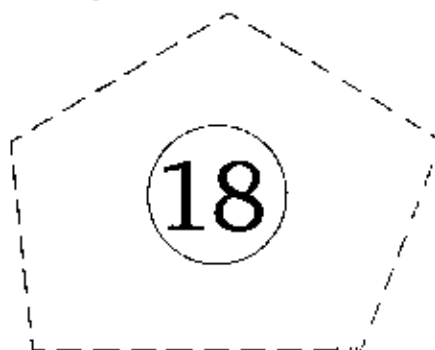
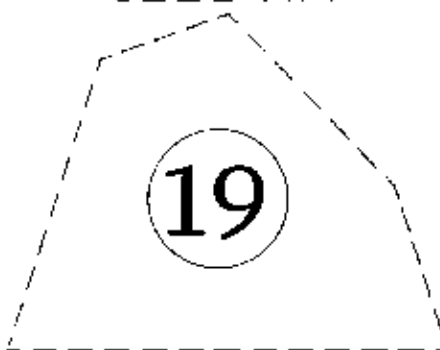
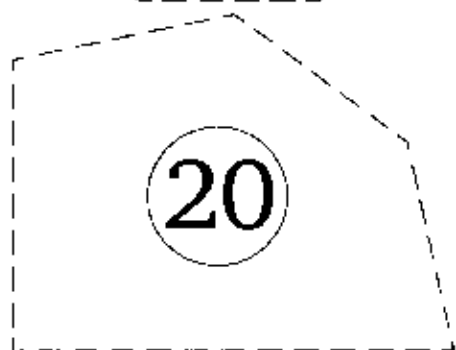
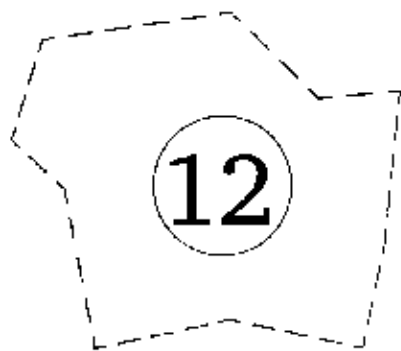

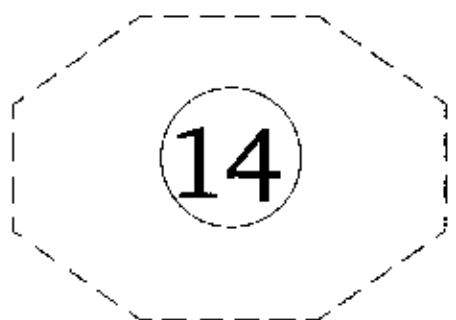
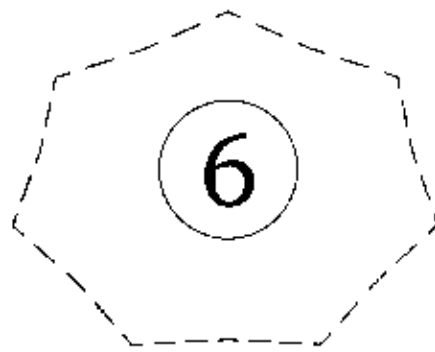
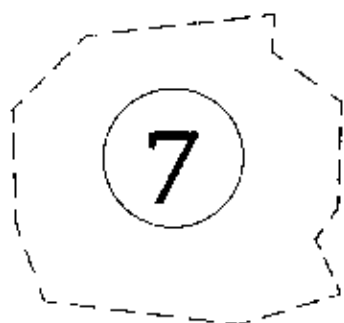
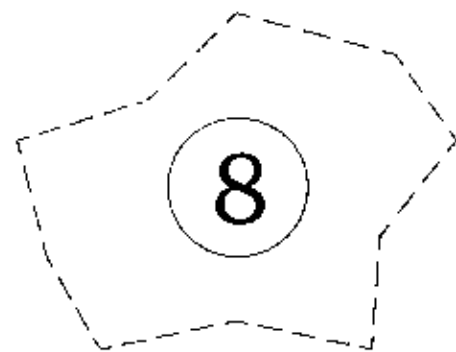
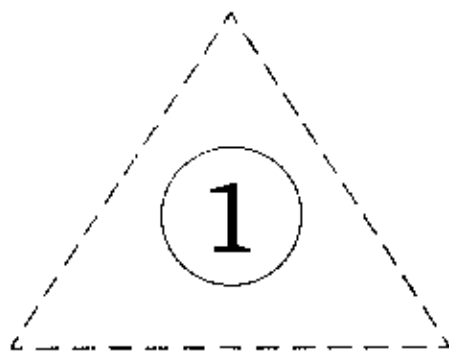
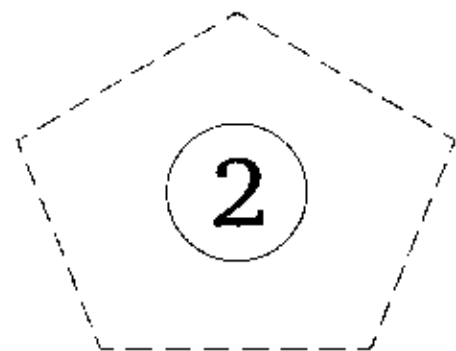
\_\_\_\_\_

\_\_\_\_\_

\_\_\_\_\_

\_\_\_\_\_

**Unit 10, Lesson 7**  
**Final Grammar Game**



He can speak  
French.

He doesn't know  
German.

The children aren't  
sleeping, are they?

He can play computer  
games.

We don't know him.

There is much salt  
in the soup.

Everybody likes to  
swim in the sea.

You had to help her,  
didn't you?  
**True**

I saw him at  
6 o'clock yesterday.


There is no life on  
the Moon.  
**True**

Misha had met Robin  
before he met Rob.  
**True**

We were watching TV  
when they came.

What were you doing  
yesterday at 5 o'clock?

They were in London  
last year.



**Unit 10, Lesson 7**  
**Final Grammar Game**  
(ПРОДОЛЖЕНИЕ)



I don't understand the  
teacher.

She didn't know  
that man.

They live in China.

If Misha doesn't help  
Robin, Robin will not  
go back to his time.

Did Robin write a letter  
to his friends?

She sends him e-mails  
every day.

The longest river is  
the Nile, isn't it?

They'll go to the Black  
Sea next year.

His grandfather was  
a brave old man.

Who is the best football  
player in your class?  
**True**

Is a torch cheaper than  
a penknife?

Have you ever seen  
the Tsar Bell?

We have never played  
this game.

What have you already  
done?

### List of irregular verbs (continued)

I форма		II форма	III форма
know	знать	knew	known
leave	уезжать, оставлять	left	left
let	позволять, разрешать	let	let
lie	лежать	lay	lain
lose	терять	lost	lost
make	делать, заставлять	made	made
mean	значить, иметь в виду	meant	meant
meet	встречать	met	met
pay	платить	paid	paid
put	класть	put	put
read	читать	read	read
ride	ехать верхом	rode	ridden
rise	подниматься, вставать	rose	risen
run	бегать	ran	run
say	говорить, сказать	said	said
see	видеть	saw	seen
sell	продавать	sold	sold
send	посылать	sent	sent
shake	трясти	shook	shaken
shoot	стрелять	shot	shot
shine	светить	shone	shone
show	показывать	showed	shown
sing	петь	sang	sung
sit	сидеть	sat	sat
sleep	спать	slept	slept
speak	говорить	spoke	spoken
spend	тратить (время), проводить	spent	spent
stand	стоять	stood	stood
steal	красть	stole	stolen
stick	приклеивать	stuck	stuck
swim	плавать	swam	swum
take	брать	took	taken
teach	учить	taught	taught
tell	сказать, рассказывать	told	told
think	думать, полагать	thought	thought
throw	бросать	threw	thrown
understand	понимать	understood	understood
wake	будить	woke	woken
wear	носить	wore	worn
win	выигрывать, побеждать	won	won
write	писать	wrote	written

**Издательство "Титул" выпускает единую линию  
учебно-методических комплектов для 5–11-х классов  
"Счастливый английский.ру" / "Happy English.ru":**

**для 5 класса (1-й год обучения)** — учебник, книга для учителя, рабочие тетради № 1, 2 с раздаточным материалом, аудиоприложение (CD MP3), учебное пособие "Мистер Хэлп идет на помощь" (серия "Проверь себя")

**для 5 класса (4-й год обучения)** — учебник, книга для учителя, рабочие тетради № 1, 2 с раздаточным материалом, аудиоприложение (CD MP3), учебное пособие "Мистер Хэлп идет на помощь" (серия "Проверь себя")

**для 6 класса** — учебник, книга для учителя, рабочие тетради № 1, 2 с раздаточным материалом, аудиоприложение (CD MP3), учебное пособие "Мистер Хэлп идет на помощь" (серия "Проверь себя")

**для 7 класса** — учебник, книга для учителя, рабочие тетради № 1, 2 с раздаточным материалом, аудиоприложение (аудиокассеты, CD MP3), учебное пособие "Мистер Хэлп идет на помощь" (серия "Проверь себя")

**для 8 класса** — учебник, книга для учителя, рабочие тетради № 1, 2 с раздаточным материалом, аудиоприложение (аудиокассеты, CD MP3), учебное пособие "Мистер Хэлп идет на помощь" (серия "Проверь себя")

**для 9 класса** — учебник, книга для учителя, рабочие тетради № 1, 2, аудиоприложение (аудиокассеты, CD MP3), учебное пособие "Мистер Хэлп идет на помощь" (серия "Проверь себя")

**для 10 класса** — учебник, книга для учителя, рабочие тетради № 1, 2, аудиоприложение (CD MP3), учебное пособие "Мистер Хэлп идет на помощь" (серия "Проверь себя")

**для 11 класса** — учебник, книга для учителя, рабочие тетради № 1, 2, аудиоприложение (CD MP3), учебное пособие "Мистер Хэлп идет на помощь" (серия "Проверь себя")

**для 10–11 классов** — элективные курсы "Moscow", "St Petersburg", "The Urals", "Business English for Schools" и "English for Science"

**Авторская программа курса**

Интернет-поддержка учебников  
и дополнительные материалы на сайтах:  
[www.titul.ru](http://www.titul.ru), [www.englishteachers.ru](http://www.englishteachers.ru)



По вопросам приобретения книг следует обращаться  
в издательство "Титул": 249035, г. Обнинск Калужской обл.,  
а/я 5055, тел.: (48439) 9-10-09, факс: (48439) 9-10-00,  
e-mail: [pochta@titul.ru](mailto:pochta@titul.ru) (книга почтой),  
[umk@titul.ru](mailto:umk@titul.ru) (оптовые покупатели).

**Happy English.ru** **7**

ISBN 978-5-86866-444-1



9 785868 664441 >